
















# Online Safety: Safe Searching for Images

<p><b>Aim:</b> Use technology safely and respectfully in the context of searching for appropriate images online.</p> <p>To safely search for images online.</p>	<p><b>Success Criteria:</b></p> <p>I can open up a web browser.</p> <p>I can select and use Safe Search filters.</p> <p>I can type words to find an image online.</p> <p>I can save images on a computer.</p> <p>I know to speak to a trusted adult if I see, hear or read something online that upsets me.</p>	<p><b>Resources:</b> <a href="#">Lesson Pack</a></p> <p>Desktop computers, laptops or tablets with a web browser and Internet access</p>
<p><b>Key/New Words:</b> Search, type, safe, filter, google, search engine, image, keyboard.</p>	<p><b>Preparation:</b> Differentiated <a href="#">Safe Search Activity Sheet</a> - as required</p> <p><a href="#">Safe Search Superhero Quiz Activity Sheet</a> - as required</p>	

<p><b>Prior Learning:</b> It would be helpful if children have already completed the <a href="#">Year 1 Computer Skills</a> unit.</p>
---

## Learning Sequence

	<p><b>Fox Cubs:</b> Use the <a href="#">Lesson Presentation</a> to share a slide that contains basic facts about fox cubs but no pictures. Allow children to suggest that pictures are missing. Ask children if they know where they could find fox cub photos.</p>	
	<p><b>Find photos:</b> From the three options (books, Internet and taking your own), children decide which one they should use to find fox cub photos.</p>	
	<p><b>Search Engines:</b> Model using an appropriate search engine - Safesearchkids.com is an ideal choice. It's important to clearly model each step, reminding children how to open up a web browser. (It would be helpful if your homepage was set to your chosen search engine.) Repeat the process, but this time ask a child to demonstrate the steps to searching for images, with help from the rest of the class. <i>Can the children suggest appropriate words to use to find an image?</i></p>	
	<p><b>Staying Safe:</b> Express how amazing it is that you can find photos of anything you want on the Internet. Explain that with this great power, comes great responsibility. Model how to use a Safe Search filter to show only safe images in a standard search engine. Explain to children that if they see something online that makes them feel uncomfortable, or they read or see something they don't think is right, they should always report their worries to a trusted adult.</p>	
	<p><b>Safe Searching:</b> Children search for images online and complete the differentiated <a href="#">Safe Search Activity Sheet</a>. <i>Can children open up a web browser? Can children select and use the Safe Search filters? Can children save images in the correct folder?</i></p> <div style="display: flex; justify-content: space-around;"> <div data-bbox="220 1473 587 1641"> <p> In a small, adult-led group, allow children time to open up web browsers and use Safesearchkids.com to search for the images suggested.</p> </div> <div data-bbox="619 1473 986 1765"> <p> In pairs, allow children time to search for images using the Safe Search filter in your chosen search engine. They use the prompts for images to search for. Children can move on to search for their own ideas, if appropriate.</p> </div> <div data-bbox="1018 1473 1385 1854"> <p> In pairs, allow children time to search for different images using the Safe Search filter in your chosen search engine. Challenge them to save their images to a location on their computer. Children find two images using prompts before making their own choices about what they search for.</p> </div> </div>	
	<p><b>Share Your Search:</b> Ask children to show you and the rest of the class what they have learned during the lesson. To do this, they can search for and choose an image to go on the fact page on the <a href="#">Lesson Presentation</a>. Ask some children to recap step 1 (how to open a web browser and type in the search box). Ask others to set the Safe Search filter. Challenge some children to explain how to save the photo into the correct location. Finally, add a fox cub image to the fact page. <i>Can the children explain how to safely find an image online?</i></p>	



**Safe Search Superheroes:** In pairs, children complete a quiz to test their knowledge. You could go through the slides on the [Lesson Presentation](#) while children record their answers on a whiteboard. Alternatively, children can complete the quiz on the [Safe Search Super Hero Quiz Activity Sheet](#). (Read aloud any questions and answer options to emerging readers.) Use the [Lesson Presentation](#) to share the correct answers and see if children are Safe Search superheroes!



### Taskit

**Makeit:** Children use construction materials to build their own Safe Search superhero.

**Drawit:** Children can draw their very own Safe Search superheroes and display them to remind others to stay safe.



# Computing

Online Safety

# Safe Image Searching



# Aim

- To safely search for images online.

# Success Criteria

- I can open up a web browser.
- I can select and use Safe Search filters.
- I can type words to find an image online.
- I can save images on a computer.
- I know to speak to a trusted adult if I see, hear or read something online that upsets me.

# Fox Cubs

Let's find out about fox cubs.

When born, fox cubs rely completely on their mother for food.

At 12 weeks old, a fox cub follows its parents to find food.

At 4 weeks old, the cubs begin to leave the den and explore outside.

**What is missing from this fact page?**

At 18 weeks old, fox cubs are able to find food for themselves.

Fox cubs are very active, chasing each other or chewing anything they can find.

Fox cubs eat lots of different food items such as wild birds, wild mammals, fruit and insects.

# Find Photos



We need to find a photo of a fox cub to go on our fact slide.  
What is the easiest way to find our photo? Talk to your partner.



Look in a book  
or magazine.



Take a photo  
yourself.

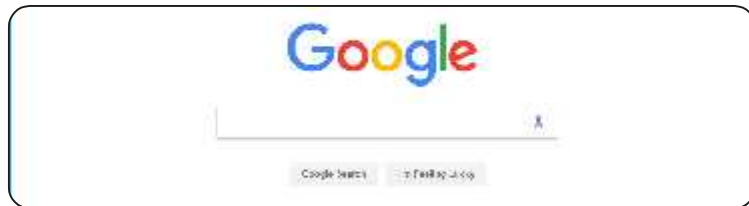


Search on the  
Internet.

Searching on the **Internet** is usually the quickest and  
easiest way to find an image.

# Search Engines

A **search engine** is a website that allows you to find information about anything you want.



To use a search engine, first you have to open the Internet on your computer or tablet using a **web browser**. Can you find any of these icons on your screen?



# Search Engines

Let's use a search engine to find an image of a cat.



What should we type into the search engine?

# Staying Safe

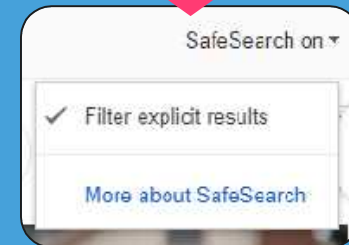
The Internet is full of wonderful things. It's an amazing invention!

People all over the world put things on the Internet to share with others. Because of this, we need to make sure we stay safe online.



# Staying Safe

One way to keep ourselves safe is to tell search engines to only show us safe images. We can turn **Safe Search** filters on.




Or, we can use special child-friendly sites like **safesearchkids.com**

# SAFE SEARCH KIDS



If you see, hear or read something online that upsets you then tell a trusted adult straight away.

# Safe Searching



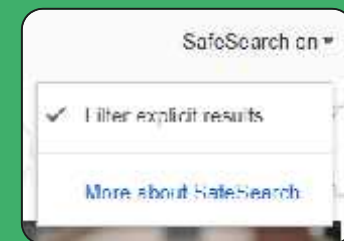
Work with your partner or group to find images online.

Make sure you use **Safe Search** filters or **Safesearchkids.com**

**SAFE SEARCH KIDS**



If you see, hear or read something online that upsets you then tell a trusted adult straight away.



# Share Your Search



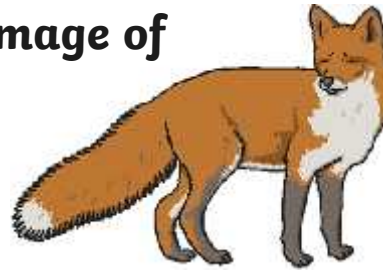
Let's find out about fox cubs.

When born, fox cubs rely completely on their mother for food.

At 12 weeks old, a fox cub follows its parents to find food.

At 4 weeks old, the cubs begin to leave the den and explore outside.

**Can you explain how to find an image of a fox cub?**



At 18 weeks old, fox cubs are able to find food for themselves.

Fox cubs are very active, chasing each other or chewing anything they can find.

Fox cubs eat lots of different food items such as wild birds, wild mammals, fruit and insects.

# Safe Search Superheroes



Complete this quiz to see if you are all Safe Search superheroes!

**Safe Search Superheroes**

1. Which device would you use to surf the internet?

2. Which of these is not a safe search engine?

3. Which of these is not a safe search engine?

4. Which of these is not a safe search engine?

5. Which of these is not a safe search engine?

6. Which of these is not a safe search engine?

7. Which of these is not a safe search engine?

8. Which of these is not a safe search engine?

9. Which of these is not a safe search engine?

10. Which of these is not a safe search engine?

11. Which of these is not a safe search engine?

12. Which of these is not a safe search engine?

13. Which of these is not a safe search engine?

14. Which of these is not a safe search engine?

15. Which of these is not a safe search engine?

16. Which of these is not a safe search engine?

17. Which of these is not a safe search engine?

18. Which of these is not a safe search engine?

19. Which of these is not a safe search engine?

20. Which of these is not a safe search engine?



Discuss each question with your partner and choose the correct answer.

# Safe Search Superheroes



What is the best way to quickly find pictures or photographs?

**A.**



Look in a book  
or magazine.

**B.**



Take a photo  
yourself.

**C.**



Search on the  
Internet.

# Safe Search Superheroes



How do you open the Internet?

A.



Click on a  
web browser.

B.



Switch on the  
computer.



# Safe Search Superheroes



What type of website is used to search for pictures or photographs?

A.



search goblin

B.



search engine

C.



search wizard

# Safe Search Superheroes



How can you stay safe on the Internet? Choose 2.

A.



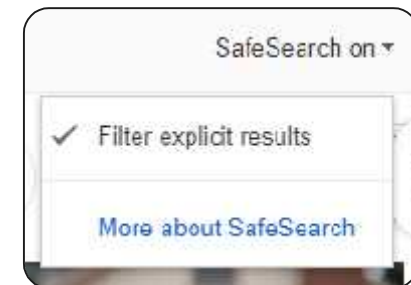
Wear a helmet when you sit at the computer.

B.



Ask a trusted adult to help you and tell them if you see, hear or read something that upsets you.

C.



Use a Safe Search filter.

# Safe Search Superheroes



How did you do?

**4 out of 4** - Your power could save the planet!

**3 out of 4** - The online world is safe with you around!

**2 out of 4** - You're making the online villains run scared.

**1 out of 4** - Your power is rising.




# Aim



- To safely search for images online.

# Success Criteria

- I can open up a web browser.
- I can select and use Safe Search filters.
- I can type words to find an image online.
- I can save images on a computer.
- I know to speak to a trusted adult if I see, hear or read something online that upsets me.



Aim: To safely search for images online.				Date:					
				Delivered By:			Support:		
Success Criteria	Me	Friend	Teacher	T	PPA	S	I	AL	GP
I can open up a web browser.				Notes/Evidence					
I can select and use Safe Search filters.									
I can type words to find an image online.									
I can save images on a computer.									
I know to speak to a trusted adult if I see, hear or read something online that upsets me.									
Next Steps									
) _____									
) _____									

T	Teacher	I	Independent
PPA	Planning, Preparation and Assessment	AL	Adult Led
S	Supply	GP	Guided Practice

Aim: To safely search for images online.				Date:					
				Delivered By:			Support:		
Success Criteria	Me	Friend	Teacher	T	PPA	S	I	AL	GP
I can open up a web browser.				Notes/Evidence					
I can select and use Safe Search filters.									
I can type words to find an image online.									
I can save images on a computer.									
I know to speak to a trusted adult if I see, hear or read something online that upsets me.									
Next Steps									
) _____									
) _____									

T	Teacher	I	Independent
PPA	Planning, Preparation and Assessment	AL	Adult Led
S	Supply	GP	Guided Practice






# Safe Searching

Search for these words. Can you find an image for each one?

<b>bat</b>
<b>ant</b>
<b>egg</b>
<b>box</b>

Can you search for these images? What did you type in?






# Safe Searching

Search for the words below. Then, search for other things starting with the same letter and write them down.

<b>bat</b>	<b>b</b>
<b>apple</b>	<b>a</b>
<b>elephant</b>	<b>e</b>
<b>box</b>	<b>f</b>

Can you search for these images? What did you type in?

What other images would you like to search for?






# Safe Searching

Search for this phrase and save the image on the computer.

**red balloon**

Search for this image and save the image. Write down the words you used to find the image.



Use a search engine to find your own images.

Write down the words you used to find each image.

Save each image. How will you name each file?


# Safe Search Superheroes



Circle the correct answer to each question.

1. What is the best way to quickly find pictures or photographs?

A

B

C



Look in a book or magazine.

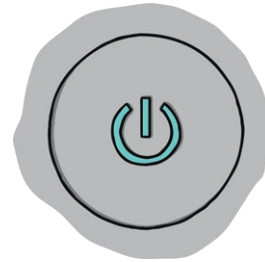
Take a photo yourself.

Search on the Internet.

2. How do you open the Internet?

A

B



Click on a web browser.

Switch on the computer.

3. What type of website is used to search for pictures or photographs?

A

B

C



search goblin

search engine

search wizard

4. How can you stay safe on the Internet? Choose 2.

**A**



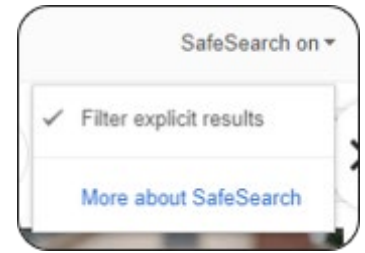
Wear a helmet when you sit at the computer.

**B**



Ask a trusted adult to help you and tell them if you see, hear or read something that upsets you.

**C**



Use a Safe Search filter.

### How did you do?

**4 out of 4** - Your power could save the planet!  
online villains run scared.

**2 out of 4** - You're making the

**3 out of 4** - The online world is safe with you around! **1 out of 4** - Your power is rising.

# Safe Search Superheroes **Answers**

1- **C**

2- **A**

3- **B**

4- **B and C**






# Safe Searching

Search for these words. Can you find an image for each one?

<b>bat</b>
<b>ant</b>
<b>egg</b>
<b>box</b>

Can you search for these images? What did you type in?






# Safe Searching

Search for the words below. Then, search for other things starting with the same letter and write them down.

<b>bat</b>	<b>b</b>
<b>apple</b>	<b>a</b>
<b>elephant</b>	<b>e</b>
<b>box</b>	<b>f</b>

Can you search for these images? What did you type in?

What other images would you like to search for?




# Safe Searching

Search for this phrase and save the image on the computer.

**red balloon**

Search for this image and save the image. Write down the words you used to find the image.



Use a search engine to find your own images.

Write down the words you used to find each image.

Save each image. How will you name each file?


Online Safety | Safe Image Searching

To safely search for images online.		
I can open up a web browser.		
I can select and use Safe Search filters.		
I can type words to find an image online.		
I can save images on a computer.		
I know to speak to a trusted adult if I see, hear or read something online that upsets me.		

Online Safety | Safe Image Searching

To safely search for images online.		
I can open up a web browser.		
I can select and use Safe Search filters.		
I can type words to find an image online.		
I can save images on a computer.		
I know to speak to a trusted adult if I see, hear or read something online that upsets me.		

Online Safety | Safe Image Searching

To safely search for images online.		
I can open up a web browser.		
I can select and use Safe Search filters.		
I can type words to find an image online.		
I can save images on a computer.		
I know to speak to a trusted adult if I see, hear or read something online that upsets me.		

Online Safety | Safe Image Searching

To safely search for images online.		
I can open up a web browser.		
I can select and use Safe Search filters.		
I can type words to find an image online.		
I can save images on a computer.		
I know to speak to a trusted adult if I see, hear or read something online that upsets me.		

Online Safety | Safe Image Searching

To safely search for images online.		
I can open up a web browser.		
I can select and use Safe Search filters.		
I can type words to find an image online.		
I can save images on a computer.		
I know to speak to a trusted adult if I see, hear or read something online that upsets me.		

Online Safety | Safe Image Searching

To safely search for images online.		
I can open up a web browser.		
I can select and use Safe Search filters.		
I can type words to find an image online.		
I can save images on a computer.		
I know to speak to a trusted adult if I see, hear or read something online that upsets me.		

Online Safety | Safe Searching for Images

To safely search for images online.		
I can open up a web browser.		
I can select and use Safe Search filters.		
I can type words to find an image online.		
I can save images on a computer.		
I know to speak to a trusted adult if I see, hear or read something online that upsets me.		

Online Safety | Safe Searching for Images

To safely search for images online.		
I can open up a web browser.		
I can select and use Safe Search filters.		
I can type words to find an image online.		
I can save images on a computer.		
I know to speak to a trusted adult if I see, hear or read something online that upsets me.		